

Technical Service Bulletin Ignition Burner Maintenance

i All work must be performed by a licensed contractor.

Summary

Heating systems require regular maintenance for the following reasons:

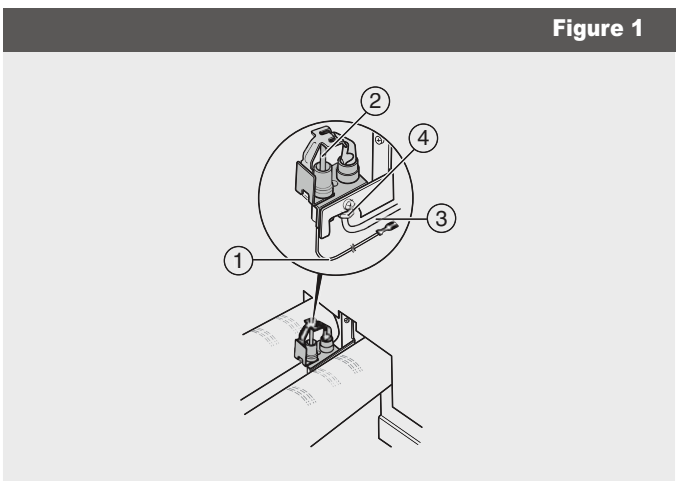
- ▶ to maintain high efficiency operation and to operate the heating system economically (low fuel consumption),
- ▶ to sustain safe operation,
- ▶ to maintain combustion at an environmentally responsible level.
- ▶ to ensure trouble-free operation and long life.

In addition to the required maintenance steps listed in the installation manual, on the GC124, G234X, G334x boiler series the ignition gas line connection to the ignition burner should be inspected for tightness. A loose connection may result in sooting of the burner tubes and boiler components.


Instructions

CAUTION:
Before performing any work on the boiler - Turn power off to the boiler and close the gas valve on the gas supply line to the boiler for safety.

1. Disassemble ignition gas line connection from ignition burner by loosening the ignition gas line screw (Fig. 1 & 2).




Legend - Fig. 1
 [1] Ignition cable
 [2] Ignition electrode
 [3] Ignition gas line
 [4] Ignition gas line screw



Legend - Fig. 2
 [1] Ignition burner
 [2] Pilot orifice
 [3] Ferrule (cone)
 [4] Ignition gas line screw
 [5] Ignition gas line

2. Inspect ignition gas line to ensure ferrule (cone) is properly crimped to gas line (see Fig. 3 & 4).
3. If ferrule (cone) is not crimped to gas line please contact tech support @ 1-800-283-3787



Legend - Fig. 3
 [1] Ignition gas line
 [2] Ignition gas line screw
 [3] Ferrule (cone)

Figure 4

Ignition Gas Line Ferrule (Cone)



Crimped (correct)



Non-crimped (not correct)

4. If ferrule (cone) is properly crimped, reassemble gas line connection and tighten ignition gas line screw to gas tight (3.3 to 3.7 ft lbs).



DANGER:
Check all connections for leaks and repair as necessary
prior to leaving the job site.

Buderus

Bosch Thermotechnology Corp.
50 Wentworth Ave
Londonderry, NH 03053
Tel: (866) 642-3198
Fax: (603) 965-7581
www.buderus.us