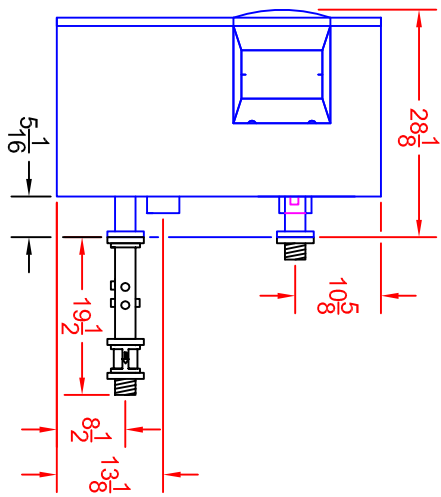


4

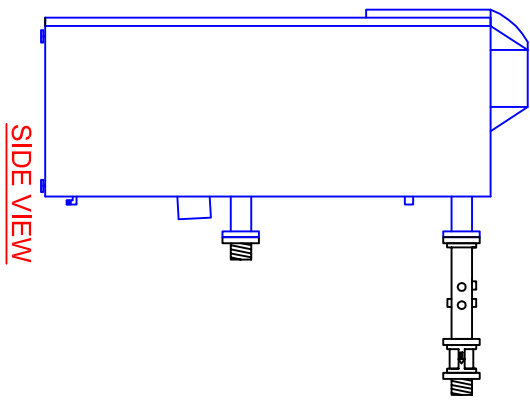
3

2

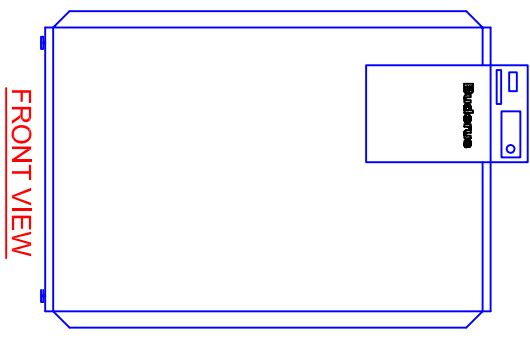
1



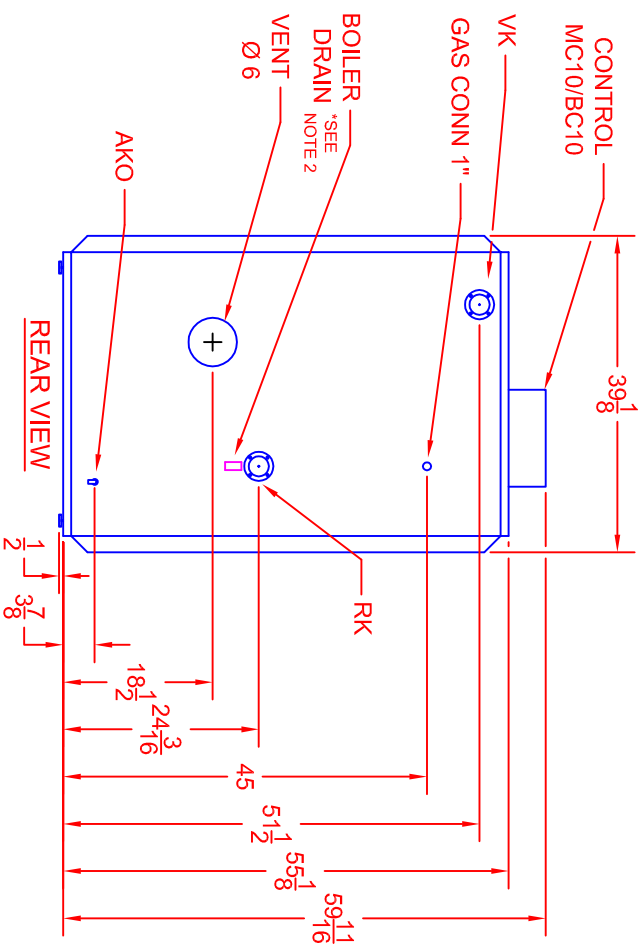
TOP VIEW



SIDE VIEW



FRONT VIEW



REAR VIEW

REVISIONS			
REV	DESCRIPTION	DATE	APPROVED

Abv.	Name	Size
VK	Supply	2 1/2
RK	Return	2 1/2
AKO	Condensate Drain	1

NOTE 1. All dimensions are in inches.

2. Boiler drain is located inside of the boiler on the return pipe. The diameter is 1/2"

Bosch Thermotechnology Corp.
50 Wentworth Ave.
Londonderry, NH 03053
Phone: 603-852-1100

This drawing is the exclusive property of Bosch Thermotechnology Corporation, it may not be reproduced or given to third parties.

Tolerance

Fraction=±1/16"
x.x=±0.030
x.xx=±0.015
x.xxx=±0.005

(UNLESS OTHERWISE NOTED)

Drawn By:
M SPIRIDIDLOIZZI

Approved By:
J MILLS

Buderus
Bosch Group

Bosch Thermotechnology Corp.

DESCRIPTION
GB312-90 BOILER DIMENSION SPECIFICATIONS

SIZE SCALE
A NTS

PART NO.
BTC 431006101 A

DATE 5/1/2009

SHEET 1 of 1

4

3

2

1