

Buderus GB125/35 Boiler GB125/35 - Safety Rework Labor Allowance Form



BOSCH

Labor Allowance Form

All labor reimbursement requests must be submitted to Bosch Thermotechnology Corp. ("Bosch") on this Labor Allowance Form.

1. Labor requests must be submitted directly to Bosch as detailed below within 90 days from the date the work was performed.
2. Bosch will provide a labor allowance of up to \$300 for this claim.
3. Labor claims for multiple locations or incidents must be filed separately.

4. Labor reimbursement does not cover the following:
 - ▶ Travel to and/or from the installation site
 - ▶ Cost associated to gain access for repair



Failure to follow proper filing procedures does not extend the allowance grace period beyond 90 days from the date of the repair. If the allowance is not filed directly with Bosch strictly in accordance with the details provided below and within 90 days from the date of the repair, all charges will be denied with no further consideration.

Labor Request Procedure

1. Complete this Labor Allowance Form.
2. Attach the contractor's invoice for the completed repair work.
3. Attach the required photographs (see "Photograph Requirements" section of this form for details).

4. Submit the form, invoice, and photo attachments to:
Email: gb125.35recall@us.bosch.com
Mail: Bosch Thermotechnology Corp. Quality Dept,
50 Wentworth Ave, Londonderry, NH 03053.

GB125/35 Field Rework - Labor Reimbursement Claim Form




General Information

Date:		Incident Number:	
Contractor Company Name:		Technician Name:	
Address:		City:	
State:		Zip Code:	
Customer Name:		Address:	
City/State:		Zip Code:	
Date of Work Completion:			
Model Number:		Serial Number:	

Work Carried Out	Yes	No	If "No", Please Provide Details Below
Did You Remove And Inspect The Existing Siphon Plunger?	<input type="checkbox"/>	<input type="checkbox"/>	
Was The Existing Plunger Clean?	<input type="checkbox"/>	<input type="checkbox"/>	
Was The Existing Plunger Dirty?	<input type="checkbox"/>	<input type="checkbox"/>	
Did You Install The Complete Replacement Siphon And Plunger Assembly (Supplied By Bosch)?	<input type="checkbox"/>	<input type="checkbox"/>	
Did You Install the New Control LMO Module (Supplied By Bosch)?	<input type="checkbox"/>	<input type="checkbox"/>	
Did You Inspect The Existing Seal Around The Clean Out Cover?	<input type="checkbox"/>	<input type="checkbox"/>	
Was The Existing Seal In Good Condition With No Gaps Visible?	<input type="checkbox"/>	<input type="checkbox"/>	
Were Any Parts Of The Existing Seal Hanging Out Of Place?	<input type="checkbox"/>	<input type="checkbox"/>	
Did You Replace The Seal (Supplied By Bosch)?	<input type="checkbox"/>	<input type="checkbox"/>	
After Completion Of All Work, Is The Boiler Operating Correctly And With No Signs Of Flue Gas Leakage?	<input type="checkbox"/>	<input type="checkbox"/>	

Photograph Requirements

To process your labor reimbursement it is required that you include the following four photographs:

Photograph Requirements	
Image Description	Image Example
The rating plate of the GB125/35 that you are working on	
The existing plunger separated from the existing siphon.	
The new siphon assembly installed on the boiler.	
The new control LMO module installed.	